

Alma Gramercy Emerging Markets Debt

Data as of
31 May 2024

Fund AUM
\$179,823,396

Fund Launch
03 November 2022



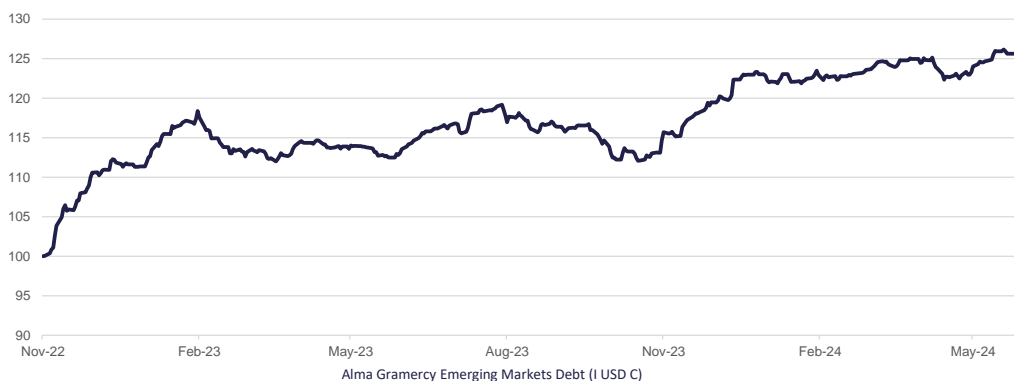
Investment Strategy

- Long-only emerging markets debt strategy of hard-currency sovereign debt, local-currency sovereign debt and hard-currency corporate debt.
- Seeks to outperform the EMD opportunity set by utilizing a combination of top-down themes and proprietary bottom-up research to build an optimal portfolio.
- Managed by Philip Meier, Head of EM Debt at Gramercy, who has 17 years of investment experience. Prior to Gramercy, Mr. Meier spent nearly five years at Legal & General Investment Management (LGIM) where he was a senior member of the Emerging Markets Debt Portfolio Management Team.
- Benefits from Gramercy's breadth and depth of expertise across the emerging markets debt spectrum including distressed debt, private credit and special situations. Gramercy's investment team is comprised of 29 individuals with 9 individuals focused on EMD.
- May invest in certain types of derivatives, including, but not limited to, options, futures and options on futures, swaps and forward currency exchange contracts.

Investment Manager - Gramercy ⁽¹⁾

- Dedicated emerging markets debt investment management firm founded in 1998 by Managing Partner and CIO, Robert Koenigsberger and Chaired by Mohamed El-Erian.
- Located in Greenwich, CT with \$5.8n in AUM.
- Registered Investment Adviser with the SEC, a Signatory of the Principles for Responsible Investment (PRI), a Signatory to the Net Zero Asset Managers Initiative and a Supporter of TCFD.

Performance History (03 November 2022 - 31 May 2024) ⁽²⁾




Fund Performance Summary (I USD C Share Class) ⁽²⁾

	Return				Annualised Return		
	1M	6M	YTD	ITD	1Y	3Y	ITD
Alma Gramercy Emerging Markets Debt	1.85%	5.17%	1.79%	25.23%	11.01%	-	15.35%

Volatility since Launch (%) 5.43%

Please refer to our website to find performances for other shares classes.

Fund ESG Recognitions



Monthly Fund Performance (I USD C Share Class) ⁽²⁾

Year	Jan	Feb	Mar	Apr	May	Jun	Jul	Aug	Sep	Oct	Nov	Dec	YTD
2024	-0.02%	0.26%	1.33%	-1.61%	1.85%								1.79%
2023	4.98%	-3.01%	0.62%	-0.04%	-0.95%	3.31%	2.27%	-2.22%	-1.61%	-1.36%	5.28%	3.33%	10.49%
2022											8.96%*	2.06%	11.21%*

*Performance has been calculated since the share class launch

Alma Capital Commitments



ESG - Gramercy Approach

- ESG considerations and factors are deeply integrated into Gramercy's proprietary bottom-up investment process. While the process begins with some high level exclusions of weapons, tobacco and pornography, we go beyond that by constructing an optimal portfolio cognizant of the various ESG factors of issuers.
- A proprietary, automated pre-screen tool allows the analysts to check for any firm or client level restrictions or limitations that might influence an investment decision in an effort to avoid unnecessary work. We rely on external data providers to score credits and we use these scores as a starting point for our own ESG research and potential score modification.
- The outputs of our ESG research influence security selection and portfolio construction as ESG scores are weighed on an absolute and relative basis.
- Practiced informally as a benefit for a socially minded client base since the inception of the firm, Gramercy created a formal ESG Policy in 2011. Gramercy became Signatories to The Principles for Responsible Investing ("PRI") in 2014 and Signatories to Net Zero Asset Manager's initiative and Supporters of TCFD in 2022.

Contact Details

+33 1 56 88 36 61 (FR)
info.investors@almacapital.com
www.almacapital.com

(1) Represents the views of Alma Gramercy Emerging Markets Debt. Alma Capital Investment Management does not take any responsibility for these views and does not necessarily endorse or support such views. (2) Source: Alma Capital Investment Management. The Fund's performance above is shown net of all fund fees. Past performance is not a reliable indicator of future returns. All information as of 31 May 2024 unless otherwise specified. Please refer to the disclaimers at the end of this document.

Alma Gramercy Emerging Markets Debt

Data as of
31 May 2024

Fund AUM
\$179,823,396

Fund Launch
03 November 2022

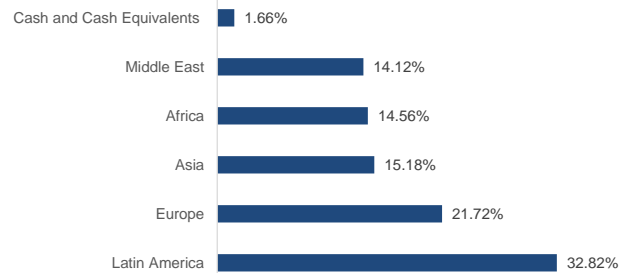


Fund Characteristics

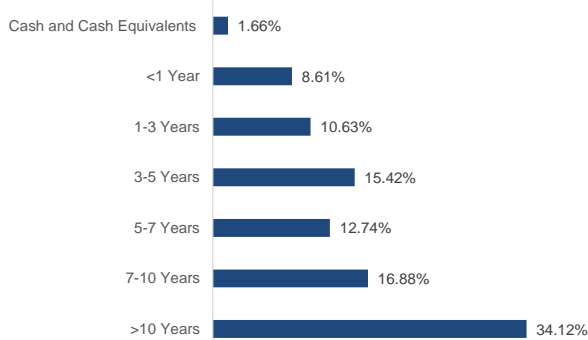
Asset Allocation ⁽³⁾

Type of assets	% NAV
Government bonds - local currency	17.32%
Government bonds - hard currency	23.33%
Corporate Credit - hard currency	57.76%
Cash and Equivalents	1.66%

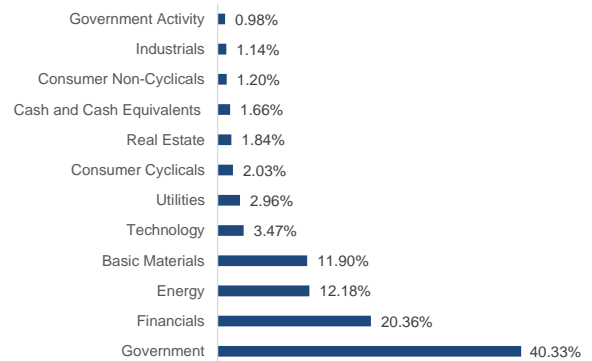
Regional Breakdown ^{(3) (4)}



Maturity Breakdown ⁽³⁾



Sector Breakdown ⁽³⁾



Key Facts

Issuer / Manager	Alma Capital Investment Funds / Alma Capital Investment Management						
Fund Type	Luxembourg UCITS SICAV						
Share Classes	I USD C	I EUR-H C	I EUR-H D	R USD C	R EUR-H C	R EUR-H D	R USD D
ISIN-Code	LU2485348770	LU2485349158	LU2485349232	LU2485349661	LU2485350164	LU2485350081	LU2485349588
BBG Ticker	ALGIUC LX	ALGICIE LX	ALGIEHD LX	ALGIRUC LX	ALGREHC LX	ALGIREH LX	ALGIRUD LX
Currency	USD	EUR	EUR	USD	EUR	EUR	USD
Management Fee p.a. ⁽⁵⁾	0.75%	0.75%	0.75%	1.25%	1.25%	1.25%	1.25%
Tax d'abonnement p.a.	0.01%	0.01%	0.01%	0.01%	0.01%	0.01%	0.01%
Initial Issue Price	\$100.00	€ 100.00	€ 100.00	\$100.00	€ 100.00	€ 100.00	\$100.00
Launch Date	03 November 2022	-	06 February 2023	-	-	-	-
Subscription and Redemption Cut-Off	12:00 p.m. CET (T-1)						
Valuation Day (T)	Daily						
NAV Publication	Daily, published on a T+1 basis						
Settlement	T+3						
Depository, Administrator, Transfer Agent	BNP Paribas (LU)						
Registered Countries ⁽⁶⁾	Austria, France, Italy, Ireland, Germany, Luxembourg, UK						
SRI	3						

(3) Source: Alma Capital Investment Management. Position breakdown does not include share class hedging forwards, which contribute to NAV. (4) Exposure by country of risk is calculated on a delta adjusted basis and is determined by the country where the issuer of the security generates a majority of its revenue, where this information is available. (5) Management Fee is payable monthly to the Management Company and is calculated on each Valuation Day on the basis of the Net Asset Value of the relevant Share Class. The Investment Manager is remunerated by the Management Company out of the Management Fee. (6) Registered countries where at least one share of the fund is registered. All information as of 31 May 2024 unless otherwise specified. Please refer to the disclaimers at the end of this document.

Alma Gramercy Emerging Markets Debt

Data as of
31 May 2024

Fund AUM
\$179,823,396

Fund Launch
03 November 2022



Commentary - Gramercy - May ⁽⁷⁾

Global risk sentiment was positive in May as data in the U.S. turned more negative and weakened the higher rates for longer mantra that had been dominating fixed income markets for the last several months. Most significantly, unemployment ticked up to 3.9% as payrolls missed and U.S. jobless claims rose more than expected at the beginning of the month. These signs that the U.S. labor market might finally be cooling off brought back hopes of a soft landing and drove U.S. Treasuries to the lows of the month halfway into May. As an example, the 10-year U.S. Treasury rallied 34bps during the first two weeks of May to reach 4.3%. While significant supply during the second half of the month caused U.S. Treasuries to give back some of these gains, we still ended the month with tighter U.S. rates as the Fed's preferred measure of inflation, the core personal consumer expenditure deflator, came in weaker than expected at 0.2% MoM for April, showing some disinflation momentum. As such, the 10-year U.S. Treasury ended the month at 4.50%, 18bps below April's month end level. In this context, the Fund (I USD ACC) returned 1.85% compared to the JPM EM Equal Weight Index return of 1.62%.

In terms of return streams, all emerging markets ("EM") fixed income sub-asset classes had strong results during the month of May. EM Hard Currency Sovereigns, as represented by the EMBI Global Diversified index, outperformed, with an aggregate return of 1.8% (investment grade and high yield components returned 2.1% and 1.5% respectively). EM Local Currency Sovereigns, as represented by the GBI-Broad Diversified Index, and EM Hard Currency Corporates, as represented by the CEMBI Broad Diversified Index, returned 1.6% and 1.5% respectively, in May. Within corporates, returns for investment grade and high yield were the same.

During the month of May, performance for the Fund largely benefited from our tactical exposure to select China property credits that rallied on the back of supportive policy measures announced by the government, our positioning in long duration investment grade corporate credits with convexity that benefited from the Treasury rally in the U.S. and our positioning in select high yield corporate credits and local currency sovereign credits in Latin America, particularly in Brazil and Chile, that rallied on the back of positive global risk sentiment. These factors were partially offset by our under allocation to investment grade sovereigns and our exposure to Mexican local currency credit, the latter of which was negatively impacted by the Morena party securing a super majority in Congress and raising concerns regarding the potential for future fiscal slippage.

Disclaimer

MARKETING COMMUNICATION

Alma Capital Investment Funds is a Luxembourg undertaking for collective investment pursuant to Part I of the law of 17 December 2010 relating to undertakings for collective investment. It is registered with the Luxembourg Trade and Companies' Register under number B159458 and has its registered address at 22-24 Boulevard Royal, L-2449, Grand Duchy of Luxembourg.

Alma Capital Investment Management S.A. acts as the management company. It is governed by chapter 15 of the law of 17 December 2010 and supervised by the Commission de Surveillance du Secteur Financier (CSSF) in Luxembourg under number S00000930. It is incorporated under the form of a société anonyme and has its registered address at 22-24 Boulevard Royal, L-2449, Luxembourg.

It is registered with the Luxembourg Trade and Companies' Register under number B171608 and its website is: www.almacapital.com

Gramercy Fund Management LLC acts as the delegated Investment Manager. Alma Capital Investment Management disclaims any liability for any direct, indirect, consequential or other losses or damages including loss of profits incurred by you or by any third party that may arise from any reliance on this document or for the reliability, accuracy or completeness thereof.

This material is issued and has been prepared by the management company. It contains opinions and statistical data that are considered lawful and correct on the day of their publication according to the economic and financial environment at the time. This document does not constitute investment advice or form part of an offer or invitation to subscribe for or to purchase any financial instrument(s) nor shall it or any part of it form the basis of any contract or commitment whatsoever.

This document has been prepared without consideration of the investment needs, objectives or financial circumstances of any investor. Before making an investment decision, investors need to consider, with or without the assistance of an investment adviser, whether the investments and strategies described or provided by Alma Capital Investment Management, are appropriate, in light of their particular investment needs, objectives and financial circumstances. Any report or analysis within this document is shown for information, discussion or illustrative purposes and does not constitute an offer, recommendation or solicitation to conclude a transaction and should not be treated as giving investment advice.

Past performance does not predict future returns.

The performance figures disclosed in this document are based on the net asset values in US Dollar. Returns may increase or decrease as a result of currency fluctuations.

The information contained in this document is provided for information purposes only. Any investment decision in relation to a fund should be based solely on the latest version of the prospectus (which includes the specific risks that investors should consider before investing), the audited annual and, if more recent, un-audited semi-annual reports and the Key Investor Document (KID), all of which are available in English upon request to Alma Capital Investment Management S.A., 22-24 Boulevard Royal, L-2449, Luxembourg or on www.almacapital.com

All information referred to in the present document is available on www.almacapital.com

© Alma Capital Investment Management S.A. 2024. All rights reserved. No further distribution is allowed without prior written consent of the Issuer.

(7) Information provided by Gramercy Funds Management LLC. Alma Capital Investment Management and its affiliates take no responsibility for the content. All information as of 31 May 2024 unless otherwise specified. Please refer to the disclaimers at the end of this document.